STUDENT GUIDE

Buy a handgun in Maryland: the 77R process

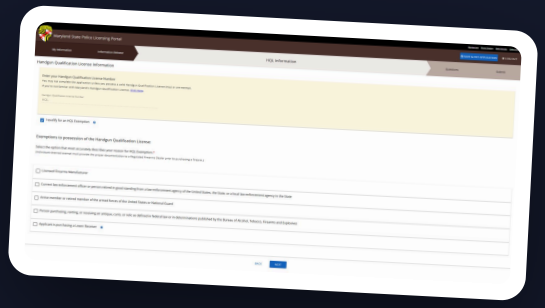

What the Application and Affidavit to Purchase a Regulated Firearm is, what you need first, and exactly what happens from application to pickup.

6 steps online | 7-day wait | HQL required

MD HQL Training LLC
Bowie, Maryland · 443-292-2273 · mdhqltraining@gmail.com

Know this before you apply

The 77R is the state's application to buy, rent, transfer or register a regulated firearm. It can only be completed in the MSP Licensing Portal. Paper forms are not accepted.

1

A valid HQL

Unless you are exempt, you must hold a valid Handgun Qualification License when you submit the 77R and again when the handgun is transferred to you.

2

A portal account

The same Licensing Portal account used for the Wear and Carry permit. Create one if you do not have one.

3

Every transfer needs one

Dealer sales, private sales, gifts and inheritance all need a 77R. Voluntary registration of a regulated firearm does too.

4

7-day waiting period

A mandatory wait while the state runs the background check. It starts when a licensed dealer or law enforcement agency forwards your application to MSP.

5

One handgun per 30 days

You may file more than one application, but you may not take possession of more than one regulated firearm in a 30-day period. Some exceptions apply.

6

Fees are not refundable

Application and processing fees are non-refundable. Check the portal for the current fee before you pay.

Source: Maryland State Police Licensing Division, Regulated Firearm Purchases pages and the Licensing Portal. Rules and fees change. Always confirm in the portal.

1 Log in and press Start 77R

1. Go to `licensingportal.mdsp.maryland.gov` and log in.
2. On your home screen find **77R, Purchase of Regulated Firearms**.
3. Press **Start 77R**.

CAREFUL

Start HGP on the right is the Wear and Carry permit, not the purchase application.

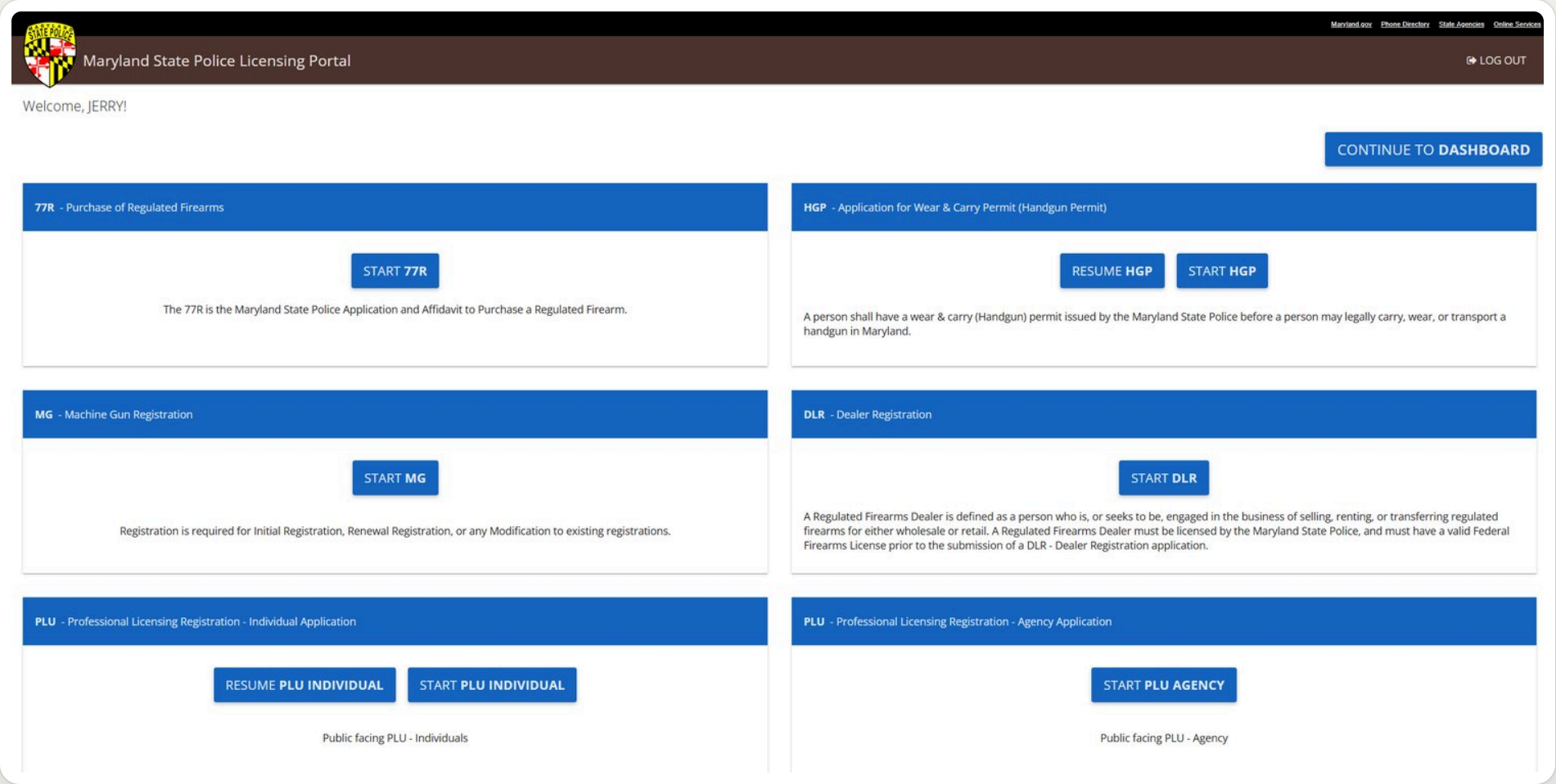

2 My Information

1. Pick your **Application Type**: dealer sale, secondary sale from another person, gift, voluntary registration, inheritance, privately made firearm, or other.
2. Enter your Buyer / Transferee information exactly as it appears on your ID.
3. Press **Next**.

BUYING FROM A STORE?
Choose **Dealer Sale**.

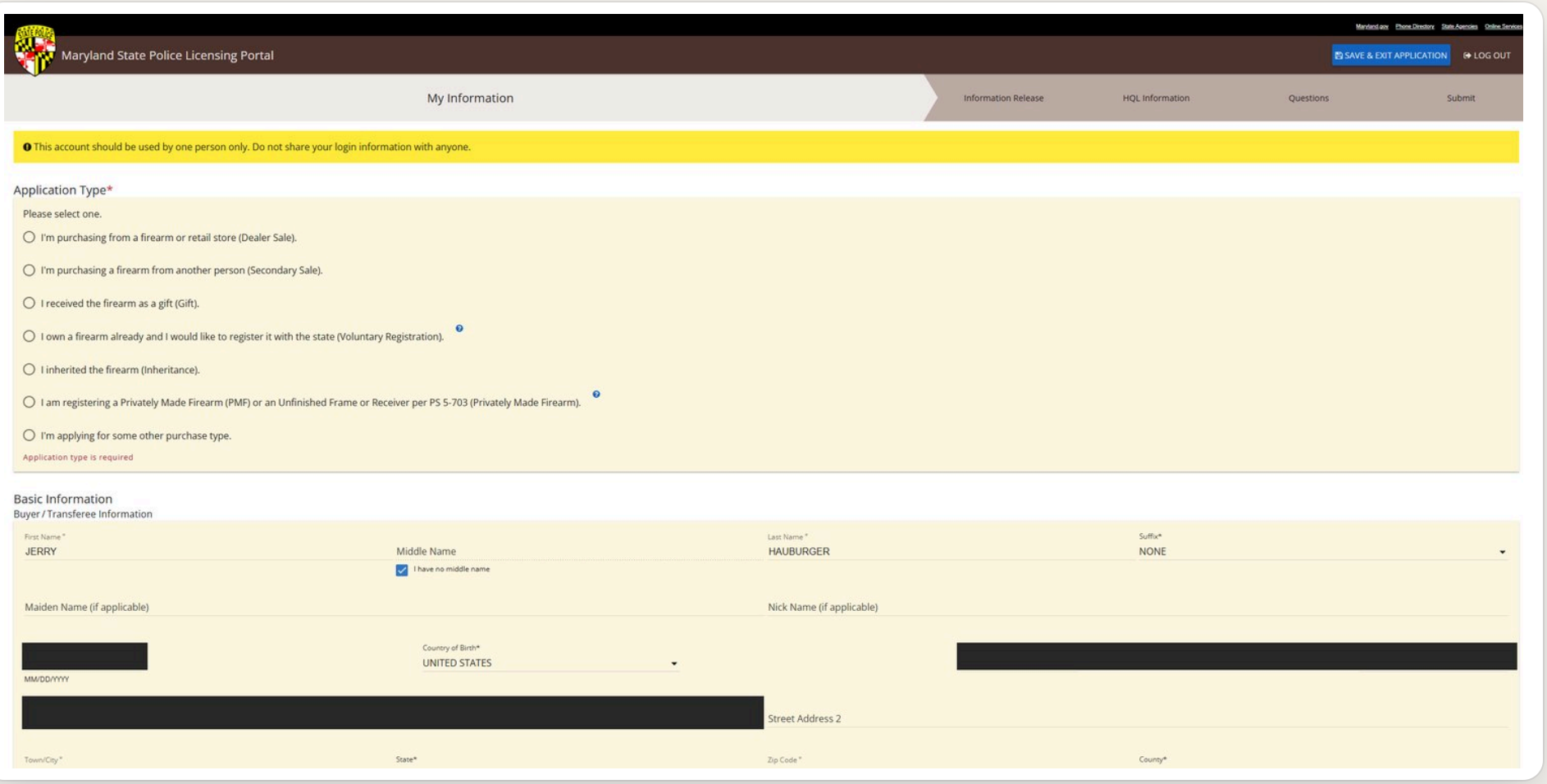

3 Information Release

1. Read the Information Release.
2. Check the box agreeing to the release of this information.
3. Press **Next**. The button stays gray until the box is checked.

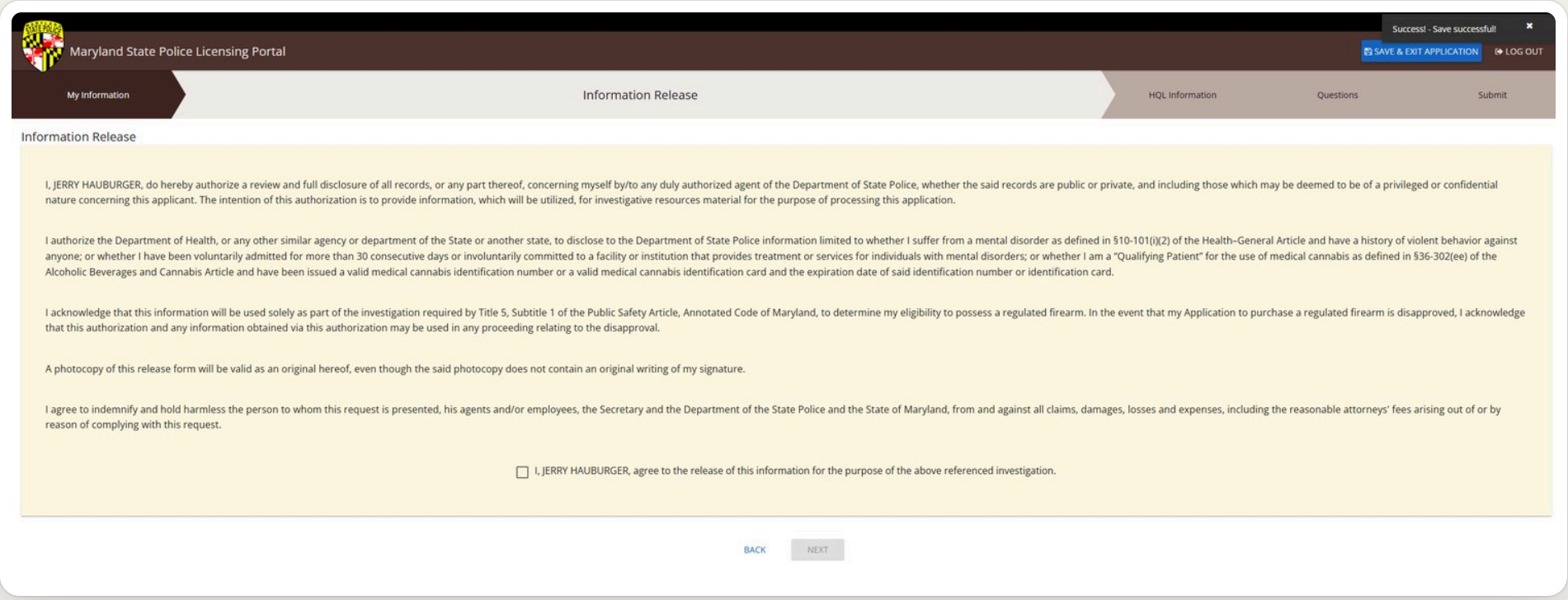

4 HQL Information

1. Enter your **Handgun Qualification License number**.
2. Only if you are exempt, check **I qualify for an HQL Exemption** and choose the one reason that applies.
3. Press **Next**.

YOU MAY NOT COMPLETE THE APPLICATION WITHOUT A VALID HQL OR AN EXEMPTION

Exempt buyers must show the proper documentation to the dealer before purchasing.

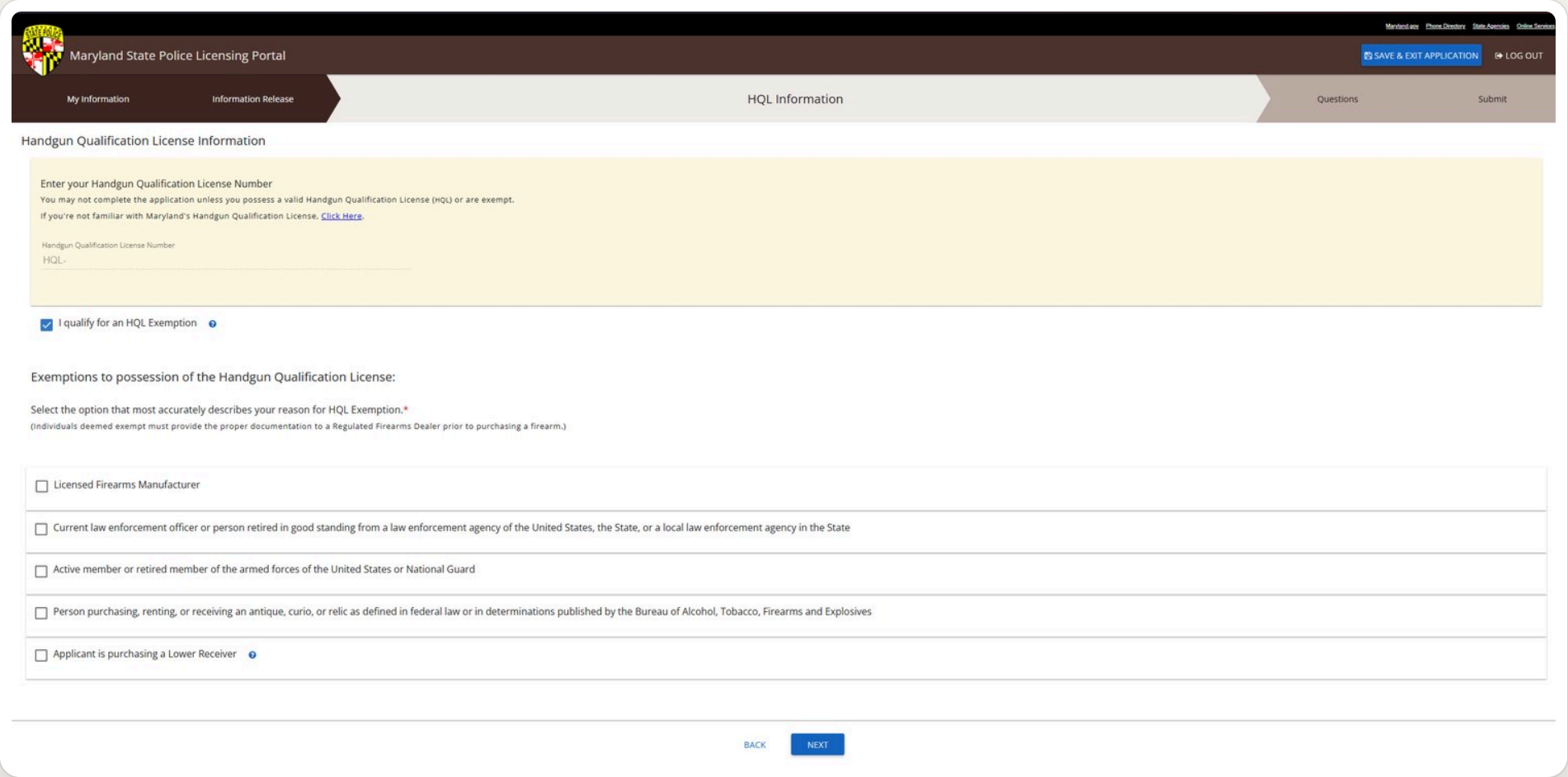

5 Attestation Questions

1. Answer every question on all 4 pages: **Page 1** through **Page 4**.
2. Read the definitions printed under each question.
3. If you are unsure of the maximum penalty for an offense, **do not proceed**. Find out first.

SWORN ANSWERS

A false answer is grounds for denial and criminal prosecution. If you are unsure, call before you answer.

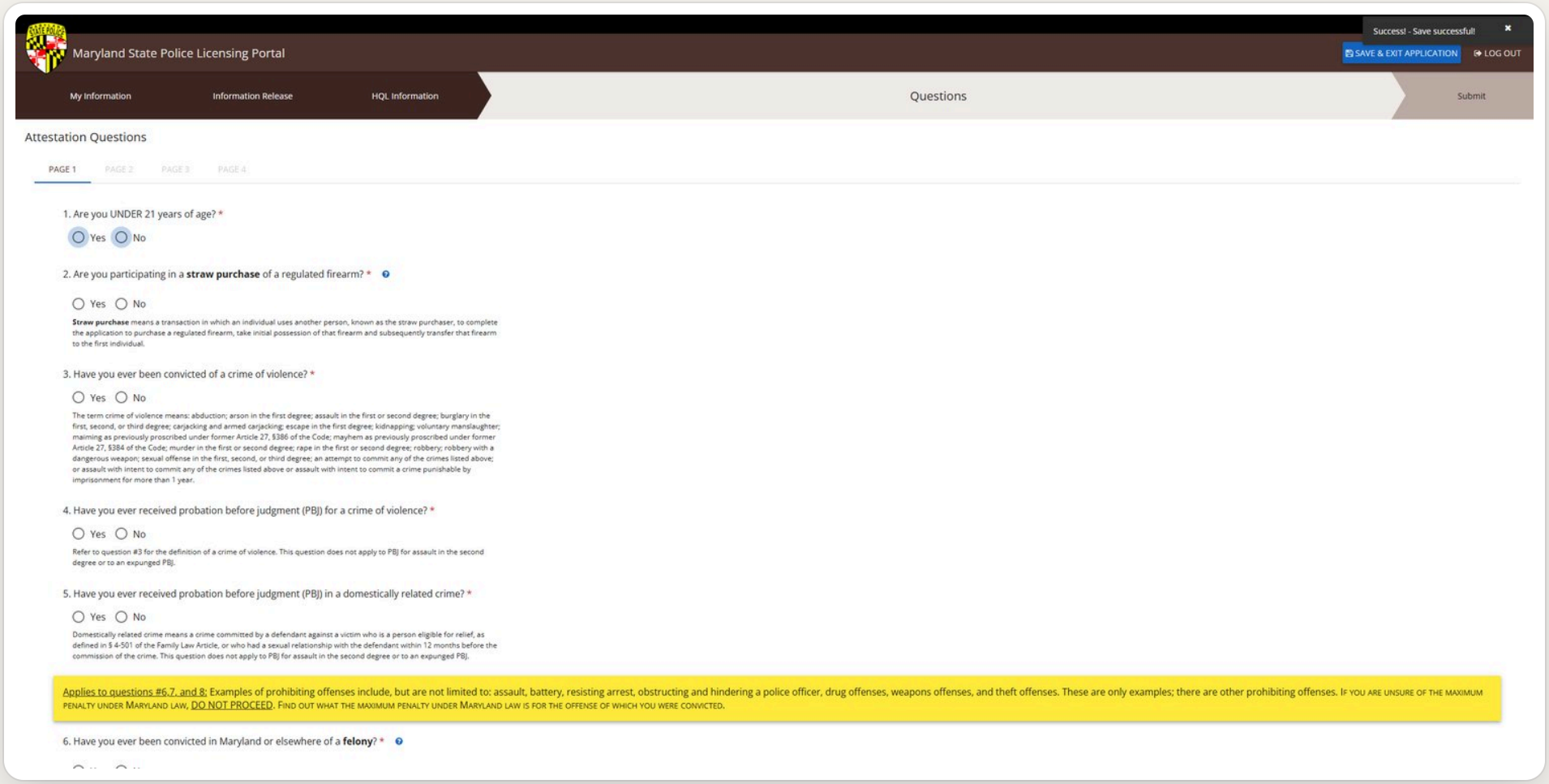

6 Sign and Submit

1. Add any documents you wish to include. Not required unless asked.
2. Read the 7-day waiting period notice.
3. Type your **first and last name** as your signature.
4. Press **Submit**.

SAVE YOUR NUMBERS

Write down or screenshot your application number and PIN. The dealer needs both to forward your application to MSP.

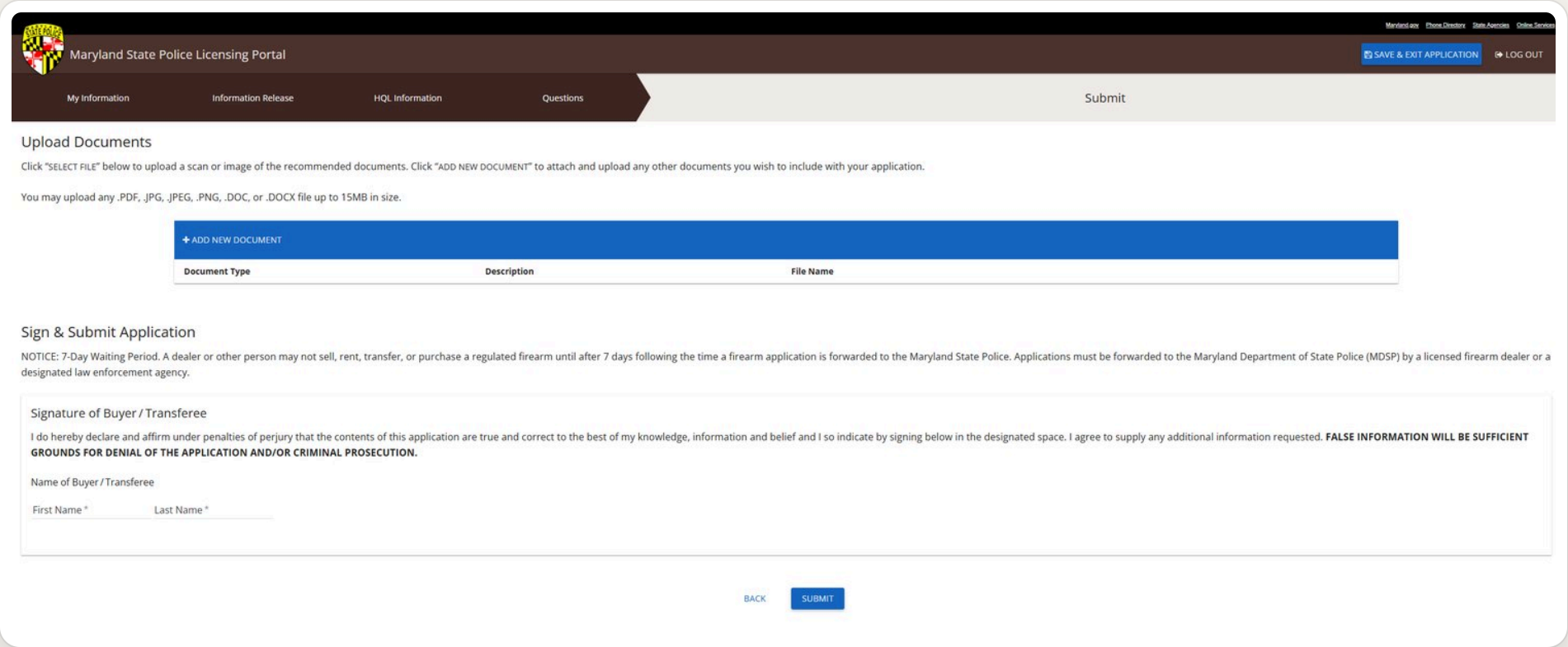

From application to pickup

1. **Complete the 6 online steps**
   Log in, press Start 77R, then finish My Information through Submit on the pages above.

2. **Get your application number and PIN**
   Keep both. The dealer or law enforcement agency needs them to forward your application.

3. **Go to the dealer with both numbers**
   Bring them with your ID to a licensed Maryland dealer or a designated law enforcement agency such as an MSP barrack.

4. **Wait the 7 days**
   The wait begins after your application is forwarded to MSP. If the 7th day falls on a Sunday or state holiday, the count adjusts.

5. **Pick up the handgun**
   Return to the dealer after the waiting period. Your HQL must still be valid. Transfer details are entered in the portal before you leave with the firearm.

Common problems

Most delays come from a few avoidable mistakes.

Applications get cancelled when

- [ ] your HQL is not valid when you submit or when you pick up
- [ ] information does not match your HQL or ID

Before you walk into the shop

- [ ] application number and PIN saved
- [ ] valid Maryland ID
- [ ] HQL active and not expiring
- [ ] no other firearm picked up in the last 30 days

QUESTIONS

For help with class paperwork call or text 443-292-2273 or email mdhqltraining@gmail.com.